

## Appendix 1

London Borough of Bromley

Council Tax Reduction – Consultation Report

6<sup>th</sup> October 2016

Author : Louise Freeth

## Outcomes

Details of the full consultation question and analysis responses, both overall and broken down, are detailed below.

### Question 1.

**Q1 The Council is recommending for 2017/18 the retention of the current maximum level of support for working-age claimants. The maximum level of support being 75% of the households Council Tax liability after any discounts or exemptions have been applied. This would require working age claimants to pay a minimum of 25% of their liability.**

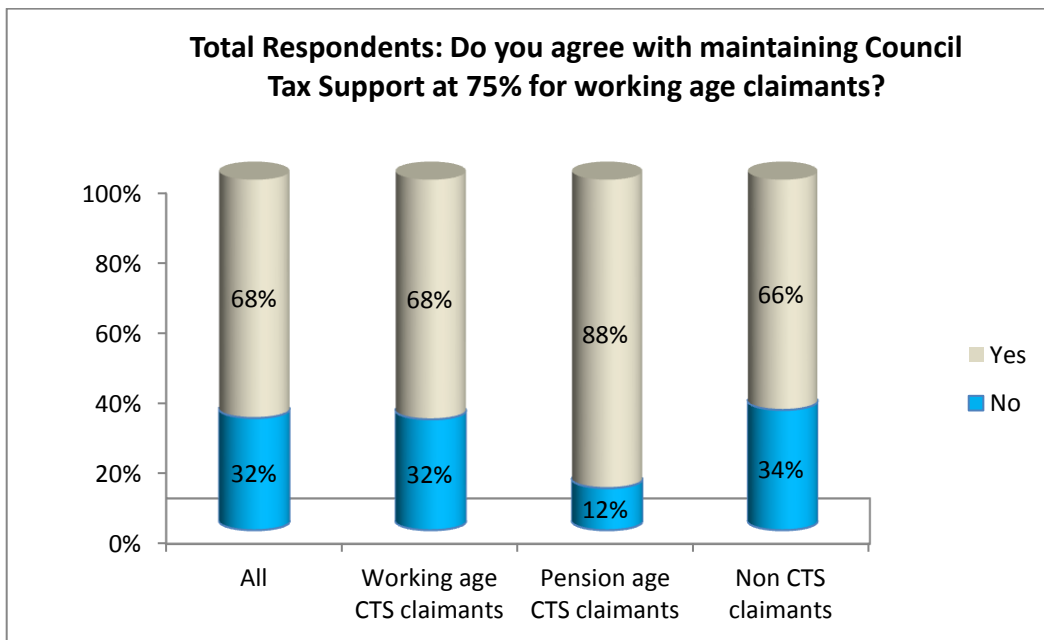
	Yes	No
<b>Please confirm whether you:</b>		
<b>a. Agree with maintaining the assistance at 75%</b>	<input type="checkbox"/>	<input type="checkbox"/>
<b>b. If <i>NO</i> do you think Council Tax Support claimants should;</b>		
<b><i>Pay more Council Tax</i> e.g. receive less support</b>	<input type="checkbox"/>	<input type="checkbox"/>
<b><i>Pay less Council Tax</i> e.g. receive more support to</b>	<input type="checkbox"/>	<input type="checkbox"/>

**If you disagree with maintaining assistance for working-age claimants at 75%, please state why:**

.....

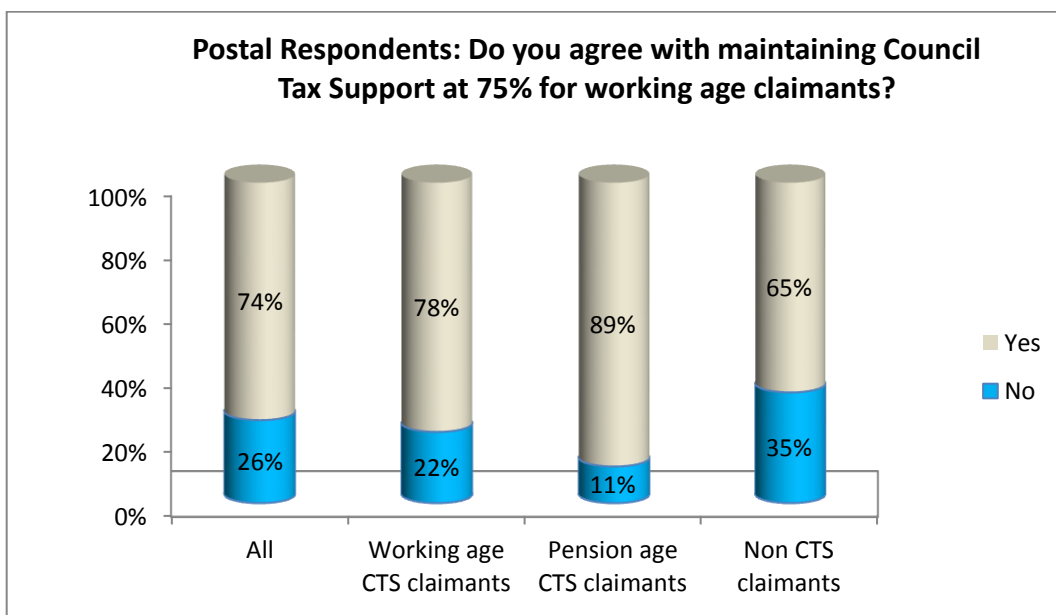
### Overall response.

Of those who responded the *overall* outcome was that they wished to keep the scheme the same with 68% confirming this to be their preference. Interestingly the responses were weighted in favour of maintaining support at this level irrespective of whether the respondent was in receipt of Council Tax Reduction or not.

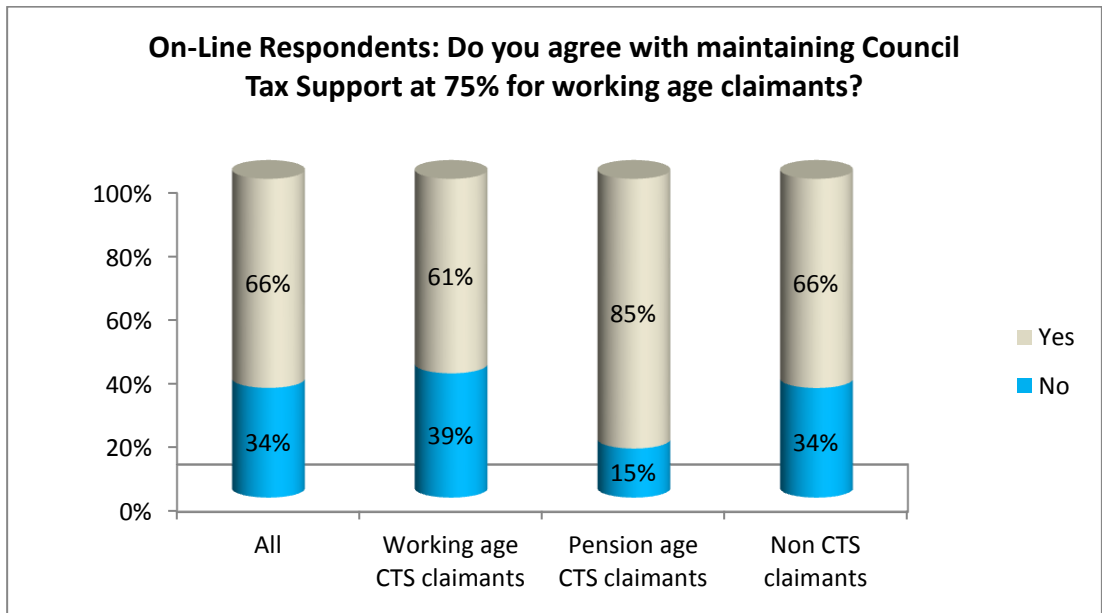


**Analysis of Respondents by Survey Type.**

Of the postal responses received, overall 74% were in favour of retaining the level of support at a maximum of 75%. Again the result was irrespective of whether they were in receipt of Council Tax Reduction or not.



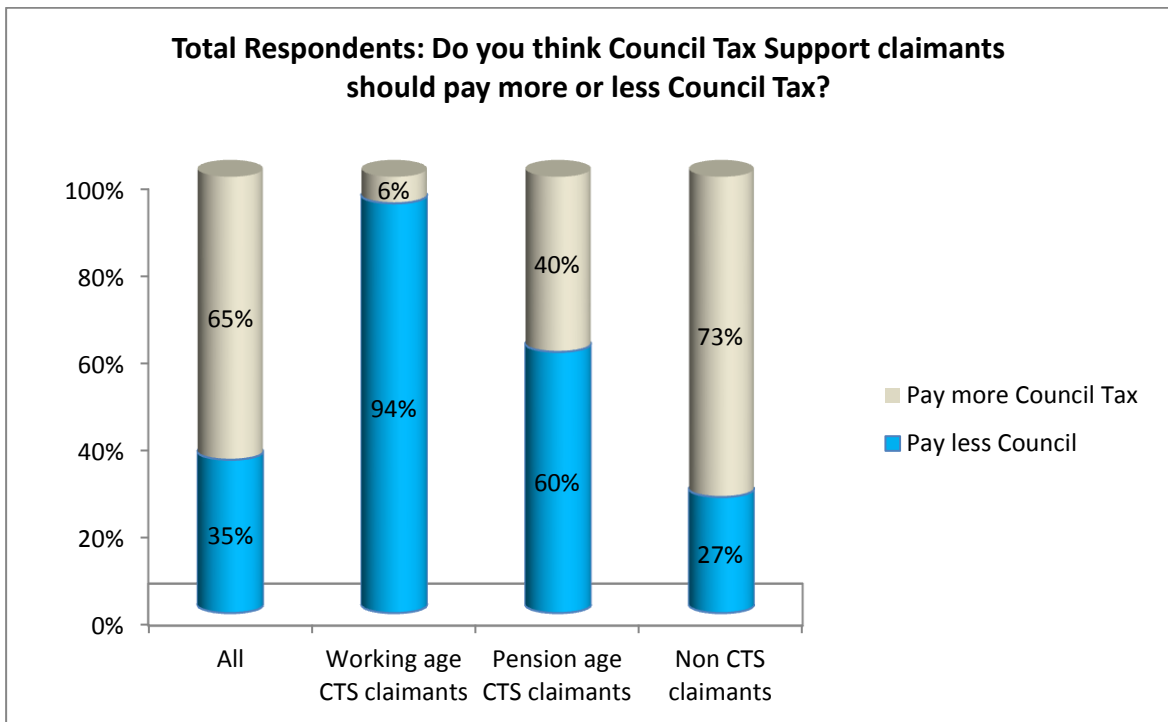
A similar situation was recorded with those who completed the survey on-line despite significantly higher numbers of respondents confirming that they were not in fact in receipt of Council Tax Reduction.



**Question 1b.**

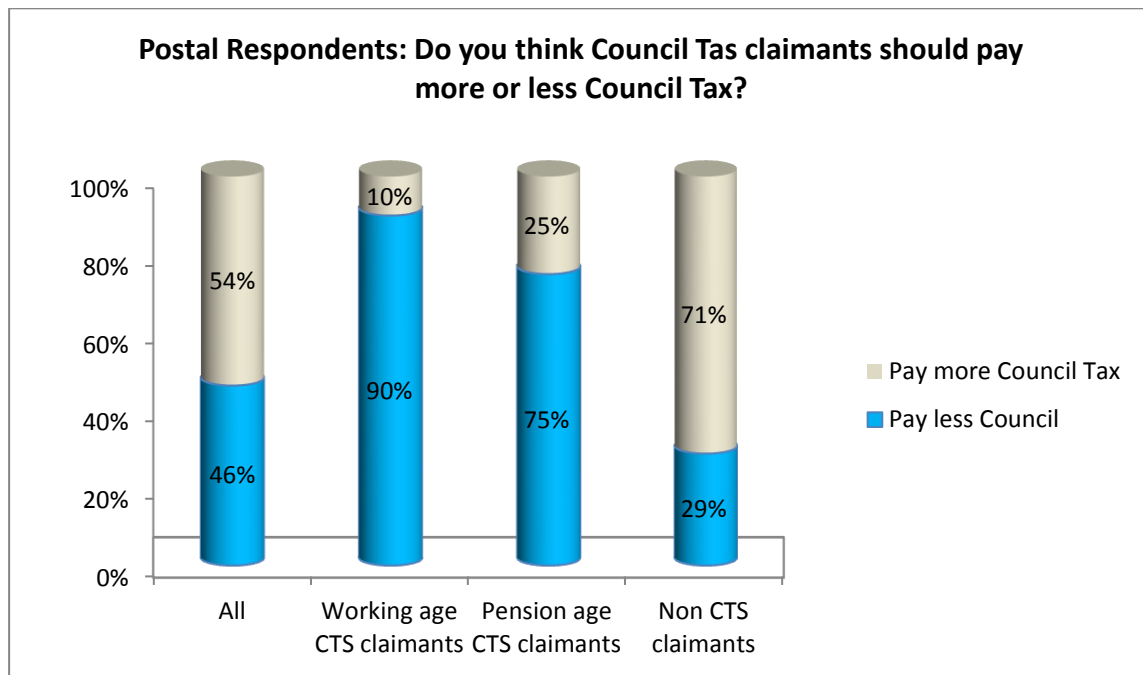
**Overall response.**

Of those who responded to state that they believe assistance should not be maintained at 75%, the *overall* outcome was that they wished to reduce the level of support thereby increasing the levels of Council Tax which recipients would need to pay. However, it should be noted that of the 65% of respondents who held this opinion the vast majority, 73%, were not themselves currently in receipt of Council Tax Reduction.

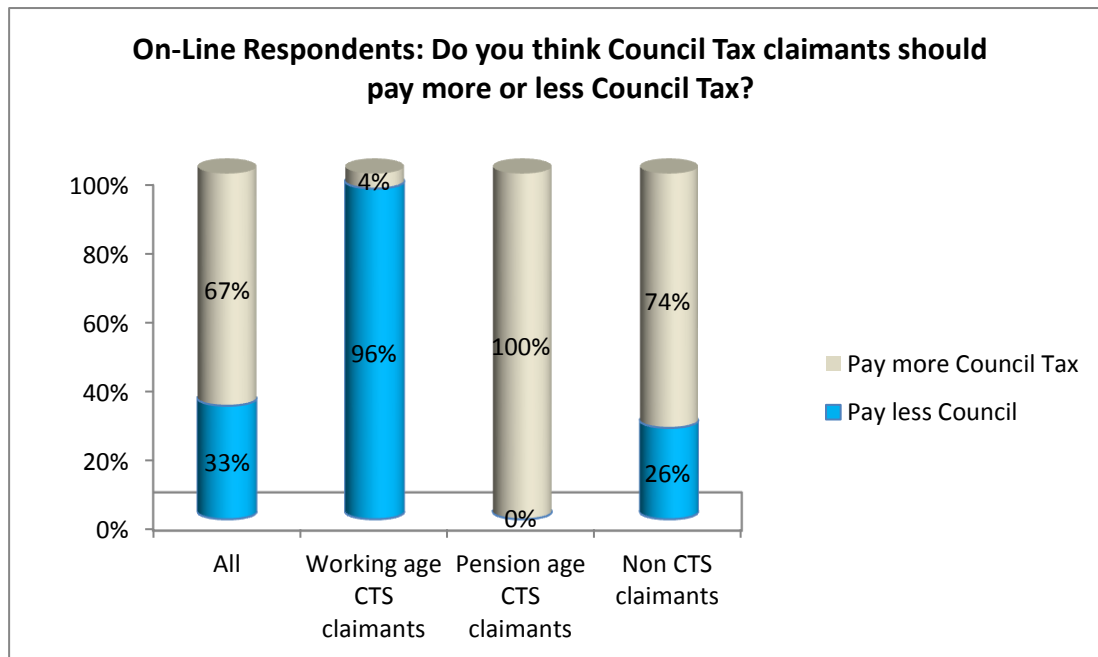


### Analysis of Respondents by Survey Type.

Of the postal responses received, overall 54% were in favour of Council Tax Reduction claimants receiving less support and paying more Council Tax. Again this opinion was overwhelmingly supported by those not currently in receipt of support.



Of the on-line responses received, overall 67% were in favour of Council Tax Reduction claimants receiving less support and paying more Council Tax. Again this opinion was overwhelmingly supported by those not currently in receipt of support.



**Question 2.**

**Q2 If you think that Council should increase the level of assistance for working-age people from 75%, how do you think this should be funded? In particular, should the Council increase Council Tax or cut other Council services or use the Council reserves, or all three?**

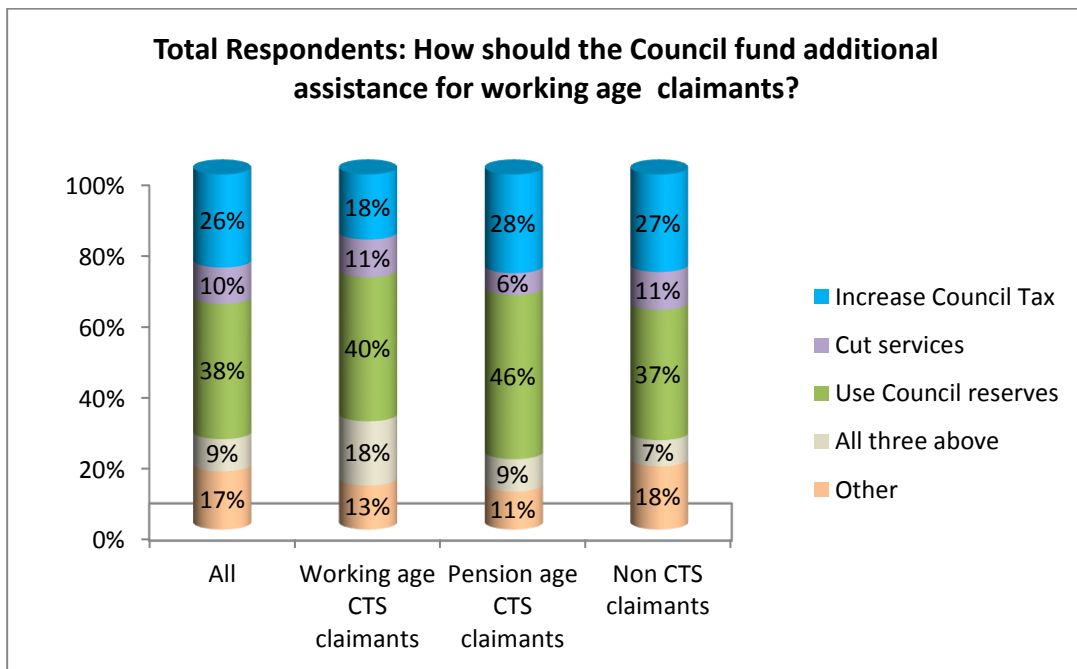
Please choose any of these that apply:

- a. Increase Council Tax
- b. Cut services
- c. Use Council reserves
- d. All three above
- e. Other

If you think services should be cut or have another suggestion, please write your answer here: .....

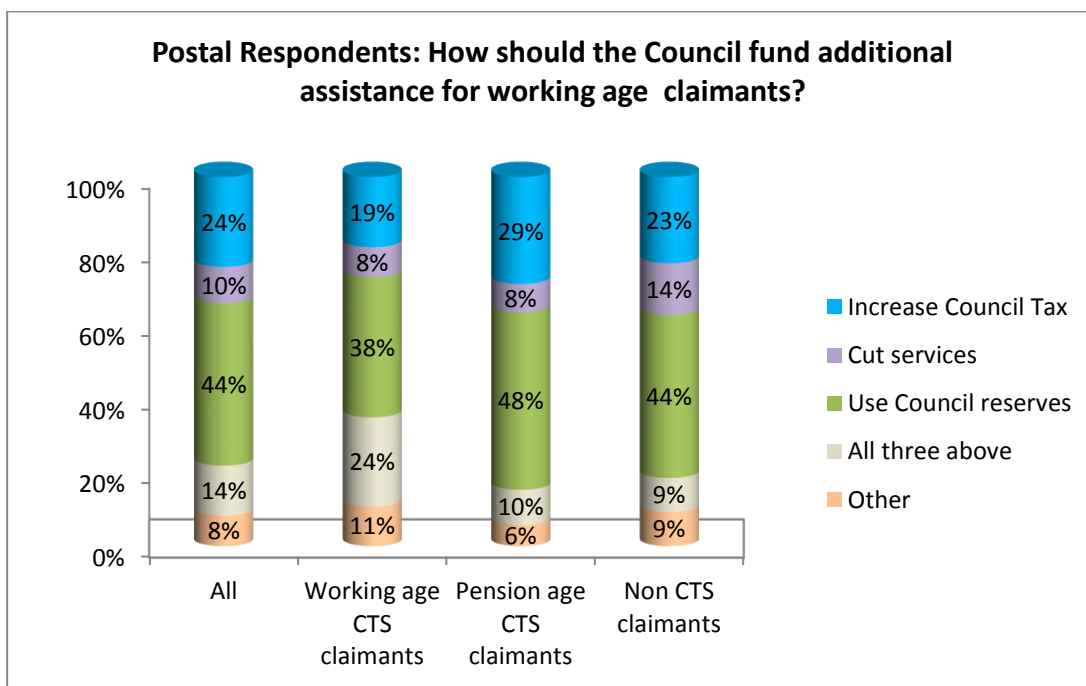
**Overall response.**

The overall response to this question was that the Council should use its reserves to fund any additional contribution to the Council Tax Reduction scheme with 38% stating this to be their preference. This question was also asked last year when again, this was the preference for respondent but, at the time, the % was slightly higher at 44%.

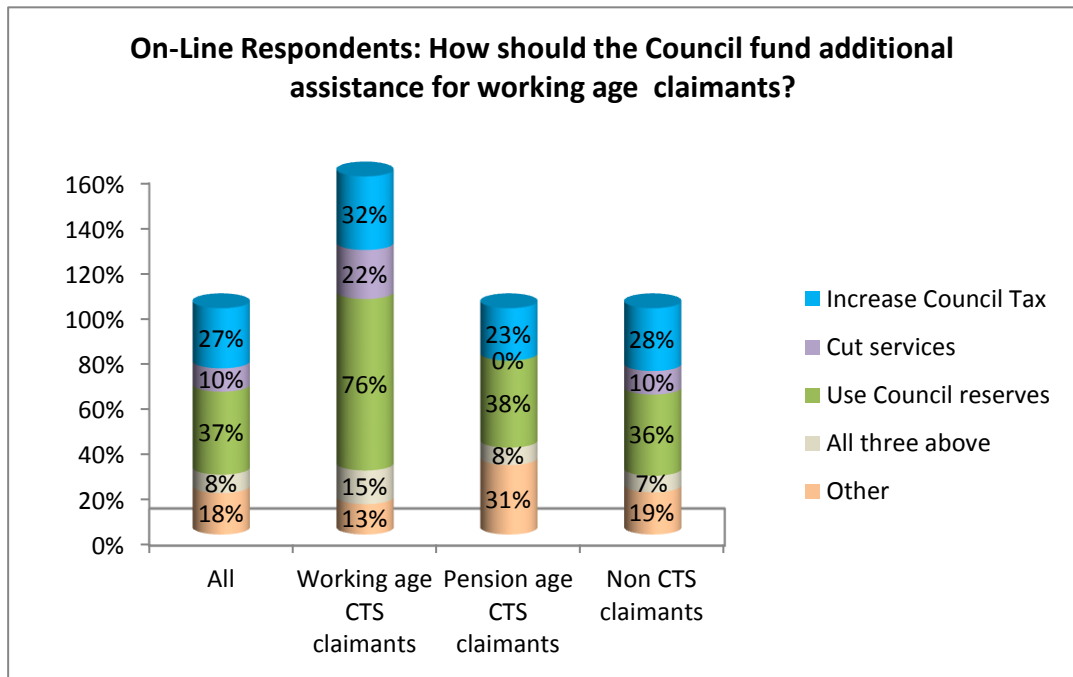


### Analysis of Respondents by Survey Type.

Of those who completed the postal survey, 44% confirmed this to be their preferred option.



Of those who completed the on line survey 37% confirmed this to be their preferred option with the highest % of respondents choosing this option being those of working age who are currently in receipt of Council Tax Reduction.



**Question 3.**

**Q3 The Council has a hardship fund of £100,000 to protect the most vulnerable. This is to provide extra help to residents who are experiencing exceptional financial hardship and are unable to pay their Council Tax.**

	Yes	No
--	-----	----

a. Do you agree that there should be a hardship fund?  Yes  No

b. Do you agree the level of funding at £100,000 is correct?  Yes  No

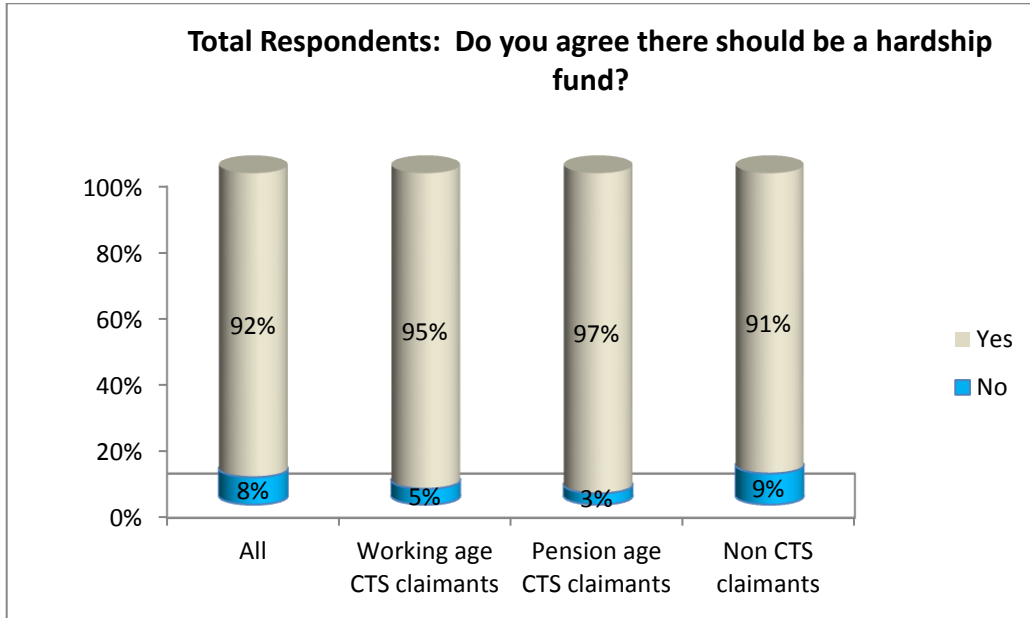
If you disagree please write your answer here:

.....



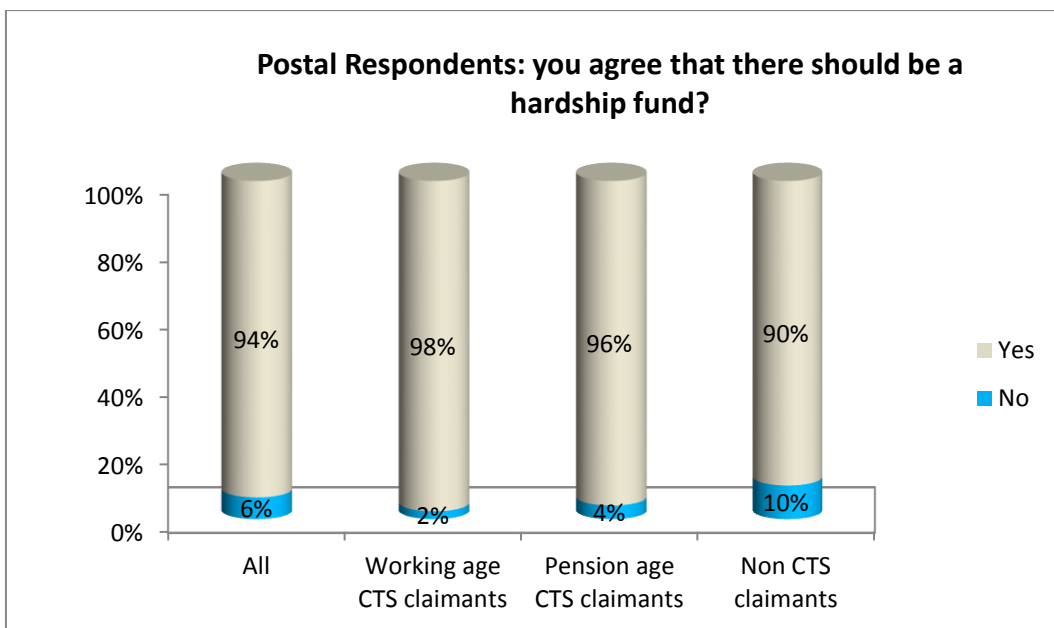
### Overall response – part a.

The overall response to part (a) of this question was that, yes, the Council should have a hardship fund with 92% agreeing with this statement. This question was asked last year and the exact same % of respondents agreed at that time also.

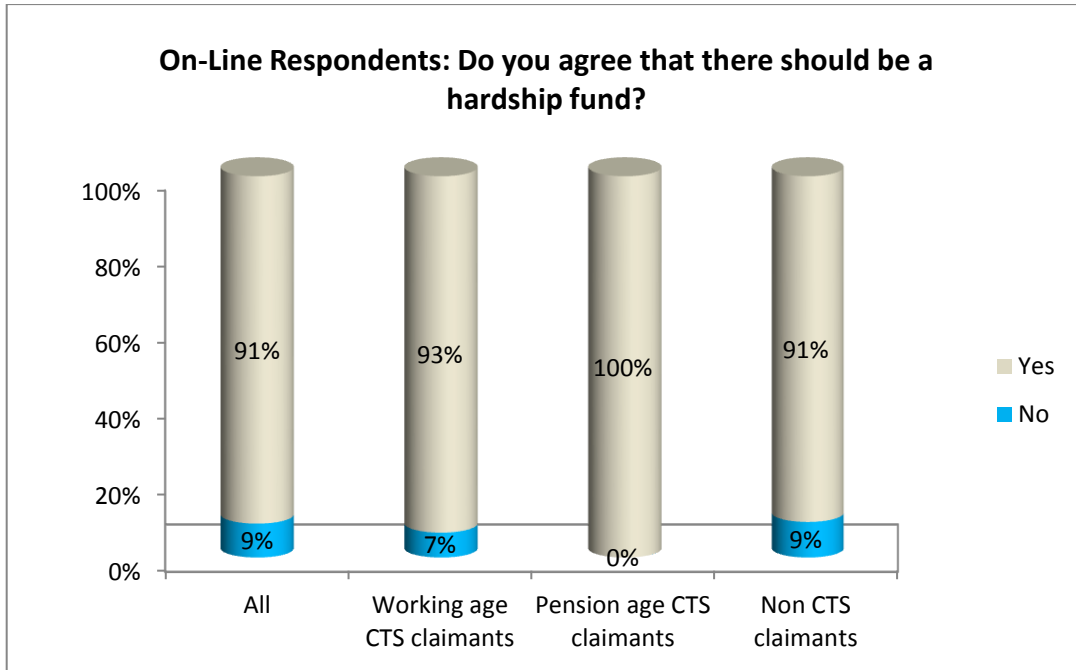


### Analysis of Respondents by Survey Type.

Of those who completed the postal survey 94% confirmed that there should be a hardship fund with a slightly higher % of those in receipt of CTR agreeing with this statement, irrespective of their age.



Of those who completed the on line survey 91% confirmed that there should be a hardship fund with 100% of those of Pensionable Age, in receipt of CTR, agreeing with this statement. Interestingly, only 91% of those in receipt of CTR who were of working age and therefore most likely to benefit from a hardship fund agreed with the statement, however this is a significant increase upon the same group last year when only 67% agreed with this statement.



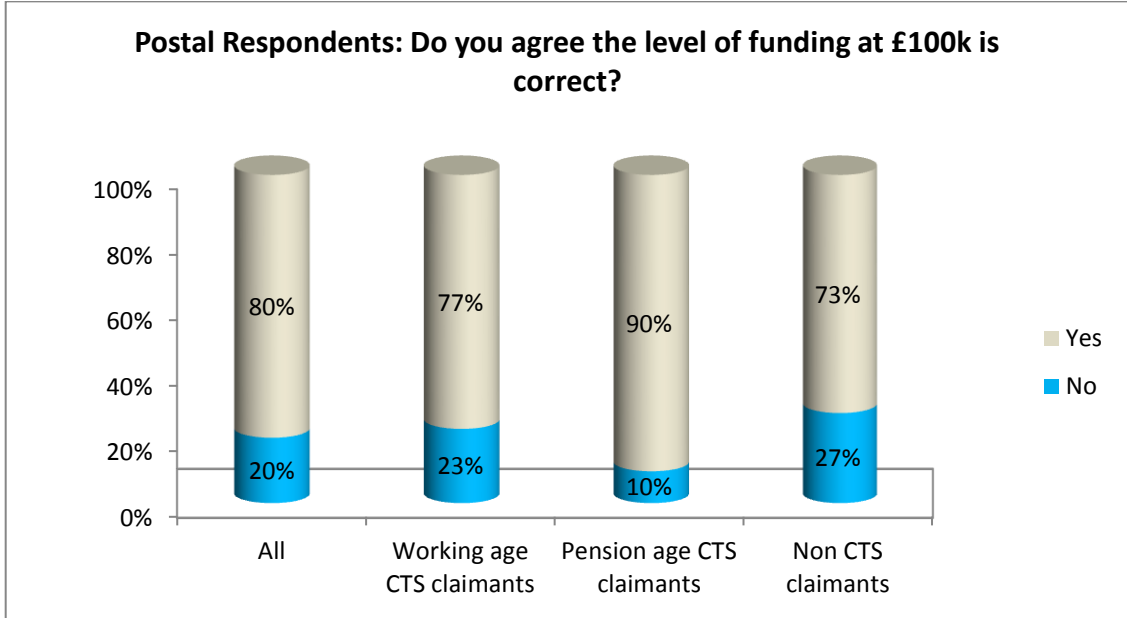
**Overall response – part b.**

The overall response to part (b) of this question was that, yes, the level of £100,000 for a hardship funding was correct with 66% agreeing with this statement, slightly down from the 71% recorded last year.

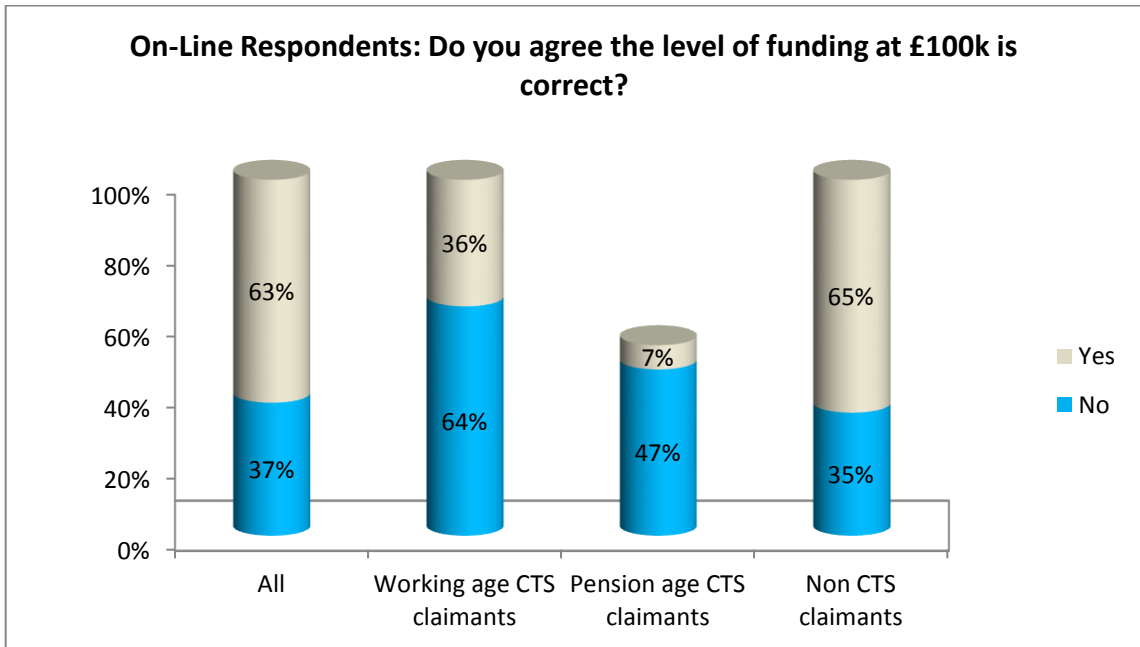
Of those who provided further commentary 39% believed that the sum should be increased and 12% that it should be decreased. Many of the other respondents felt that they were unable to comment without any further facts and figures being provided regarding the potential spend, numbers affected etc.

### Analysis of Respondents by Survey Type.

Of those who completed the postal survey 80% confirmed that the sum of £100,000 was correct.



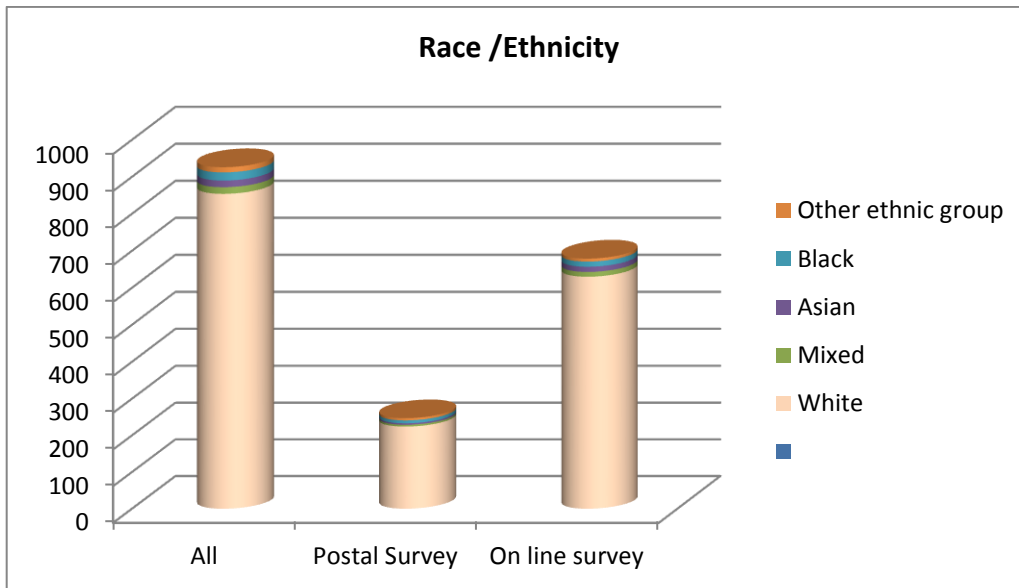
Of those who completed the on line survey only 63% confirmed that the sum of £100,000 in respect of a hardship fund was correct.





### Ethnic Background.

926 respondents confirmed their ethnic background with the majority of respondents, 92%, stating that they were from a white background.



### Disability and Gender.

883 respondents were happy to confirm whether they were disabled or not and 889 to confirm their gender. The analysis is shown below.

